

GEARROOT

Water Pump



GEARROOT IBÉRICA SL

C/ Pirita, 2 28850

Torrejón de Ardoz, Madrid

Contact: +34 696918058

www.gearroot.es

Info@gearroot.es

PARAMETER

	Model	GRT20(E)	GRT30(E)	GRT40(E)	GRT60E	GRT60E
WATER PUMP	Suction discharge port diameter [mm(in)]	50(2"),50(2")	80(3"),80(3")	100(4"),100(4")	150(6"),150(6")	150(6"),150(6")
	Cont.head (m)	26	28	31	15	15
	Max. suction head (m)	8			6	6
	Cont.capacity (m3/hr)	36	50	96	180	200
ENGINE	Engine model	GRT173F	GRT178F	GRT186FA	GRT195FD	GRT688FG
	Speed (rpm)		3600		3200	3200
	Type	Single-cylinder,vertical,4-stroke air-cooled diesel engine				
	Displacement(cc)	246	296	418	531	688
	Borexstroke(mm)	73x59	78x62	86x72	95x75	/
	Starting system	Recoil or Electric			Electric	Electric
	Fuel tank capacity(L)	2.5	3.5	5.5	12.5	25
DIMENSIONS	Dimension (LxWxH)(mm)	500x420x530	570x470x580	670x500x640	780x540x840	930x570x875
	Gross weight (kg)	36	47	68	141	155
	20GP/40HQ	236 / 625	192/400	105/304	56/178	48/150

GEAROOT

8 inch water pump

Leading the industry standard for water pumps



PARAMETER

Model		GRT80E-1	GRT80E-2
WATER PUMP	Suction, discharge port diameter [mm(in)]	200(8")	200(8")
	Cont.head (m)	15	15
	Max. suction head (m)	5	6
	Cont.capacity (m ³ /hr)	350	450
ENGINE	Engine model	GRT998F	GRT2V98FD
	Speed (rpm)	3200	3200
	Fuel consumption (g/kw.h)	240	240
	Type	Single-cylinder, vertical, 4-stroke, air-cooled diesel engine	V-twin type,two-cylinder,4-stroke, air-cooled diesel engine
	Displacement (cc)	998	1326
	Borexstroke (mm)	/	98x88
	Starting system	Electric	Electric
	Fuel tank capacity (L)	30	30
STANDARD FEATURES	Oil alert	yes	yes
	Connector of in fall,Connector of outfall	yes	yes
	Filter	yes	yes
	Seal ring	yes	yes
	Hoop	yes	yes
DIMENSION	Dimension (LxVxH)(mm)	1050x690x1060	1110x680x945
	Gross weight (kg)	188	226
	20GP/40HQ	32/66	32/66



PARAMETER

Model		GRT15H(E)	GRT20H(E)	GRT30H(E)	GRT15HCK(E)	GRT20HCI(E)
WATER PUMP	Suction, discharge port diameter [mm(in)]	40(1.5"),40(1.5")	50(2"),50(2")	80(3"),80(3")	50(2"),40(1.5")	50(2"),50(2")
	Cont.head (m)	60	50	70	75	90
	Max. suction head (m)	7	8			
	Cont.capacity (m ³ /hr)	18	23	38	28	35
ENGINE	Engine model	GRT178F	GRT186FA	GRT192FD	GRT178F	GRT186FA
	Speed (rpm)	3600				
	Type	Single-cylinder,vertical,4-stroke air-cooled diesel engine				
	Displacement (cc)	296	418	498	296	418
	Borexstroke (mm)	78x62	86x72	92x75	78x62	86x72
	Starting system	Recoil or Electric				
	Fuel tank capacity (L)	3.5	5.5	5.5	3.5	5.5
DIMENSIONS	Dimension (LxWxH)(mm)	570x470x580	570x470x580	605x485x600	445x465x565	530x495x615
	Gross weight (kg)	45	60	70	50	68
	20GP/40HQ	192/400	192/400	120/344	244 / 500	132/368



PARAMETER

Model		GRT30HCI(E)	GRT30HHCI(E)	GRT30DHCI(E)	GRT40DHCIE
WATER PUMP	Suction, discharge port diameter [mm(in)]	80(3"),80(3")	80(3"),80(3")	100(4"),80(3")	100(4"),100(4")
	Cont.head (m)	75	105	60	40
	Max. suction head (m)	8			
	Cont.capacity (m ³ /hr)	47	42	90	94
ENGINE	Engine model	GRT186FA	GRT188FA	GRT192FD	GRT195FD
	Speed (rpm)	3600			
	Type	Single-cylinder,vertical,4-stroke air-cooled diesel engine			
	Displacement(cc)	418	456	498	531
	Borexstroke(mm)	86x72	88x75	92x75	95x75
	Starting system	Recoil or Electric			Electric
	Fuel tank capacity(L)	5.5	5.5	12.5	12.5
DIMENSIONS	Dimension (LxWxH)(mm)	560x485x615	560x485x615	560x570x750	560x570x750
	Gross weight (kg)	82	82	98	108
	20GP/40HQ	132/305	132/305	120/252	120/231




PARAMETER

Model		GRT20V(E)	GRT30V(E)	GRTB30(E)	GRT20(E)
WATER PUMP	Suction, discharge port diameter [mm(in)]	2"(50mm)	3"(80mm)	3"(80mm)	2"(50mm)
	Cont.head (m)	10	12	25	20
	Cont.capacity (m3/hr)	30	40	45	20
ENGINE	Engine model	GRT178F			GRT173FB
	Speed (rpm)	3600			3000
	Type	Single-cylinder,vertical,4-stroke air-cooled diesel engine			
	Displacement (cc)	296			246
	Borexstroke (mm)	78x62			73x59
	Starting system	Recoil or Electric			
	Fuel tank capacity (L)	3.5			2.5
STANDARD FEATURES	Framework	Stationary type or wheeled type	wheeled type	Stationary type	
	Seal ring	yes			yes
	Hoop	yes			yes
DIMENSIONS	Dimension (LxWxH)(mm)	600x475x580/825x535x645		825x535x645	820x470x580
	Gross weight (kg)	58/94		85	90
	20GP/40HQ	1580/376 / 84/224		84/224	132/268

PARAMETER

Model		G RTPW-2900	G RTPW-3600
WATER PUMP	Pump type	Radio-pump(Crankshaft output)	
	Outlet pressure Mpa (PSI)	17(2900)	25(3600)
	Flow rate L/min (GPM)	10(2.65)	14(3.7)
	Max pressure Mpa (PSI)	22(3200)	30(4350)
ENGINE	Engine model	GRT178F	GRT186FA
	Bore xstroke (mm)	78x62	86x72
	Type	Single-cylinder,vertical,4-stroke air-cooled diesel engine	
	Displacement (cc)	296	418
	Continuous output (kw)	4.0	6.3
	Speed (rpm)	3600	
	Starting system	Recoil or Electric	
	Fuel tank capacity (L)	3.5	5.5
	Oil capacity (L)	1.1	1.65
	Working temperature (°C)	0-60	
DIMENSIONS	Dimension (LxWxH)(mm)	835x520x655	835x520x655
	Gross weight (kg)	88	98
	20GP/40HQ	84/232	

GEAROOT Engine



www.gearroot.es



PARAMETER

Model	GRT170F		GRT173FB		GRT178F		GRT186F A	
Borexstroke (mm)	70x55		73x59		78x62		86x72	
Displacement capacity(cc)	211		246		296		418	
Engine speed (rpm)	3000	3600	3000	3600	3000	3600	3000	3600
Max.output (kW)	2.8	3.0	4.0	4.5	4.2	4.6	6.5	7.0
Rated output (kW)	2.5	2.8	3.6	4.05	3.8	4.2	6.0	6.5
Engine type	Single-cylinder,vertical,4-stroke .direct injection,air-cooled diesel engine							
Starting system	Recoil or electric							
Power output	Crankshaft or camshaft(Camshaft PTO rpm is 1/2)							
Fuel tank capacity (L)	2.5		2.5		3.5		5.5	
Lubrication oil volume (L)	0.75		0.75		1.1		1.65	
Dimension (mm)	420x380x470		420x380x470		480x480x520		510x490x570	
Gross Weight(kg)	27		28		36		45	
20GP/40HQ	410/840		410/840		192/480		176/384	



PARAMETER

Model	GRT188FA		GRT192FD		GRT195FD	
Borexstroke (mm)	88x75		92x75		95x75	
Displacement capacity(cc)	456		498		531	
Engine speed (rpm)	3000	3600	3000	3600	3000	3600
Max.output (kW)	7.5	8.0	8.8	9.3	9.0	9.5
Rated output (kW)	7.0	7.5	8.0	8.5	8.5	9.0
Engine type	Single-cylinder,vertical,4-stroke ,direct injection ,air-cooled diesel engine					
Starting system	Recoil or electric					
Power output	Crankshaft or camshaft(Camshaft PTO rpm is 1/2)				Crankshaft	
Fuel tank capacity (L)	5.5		5.5		5.5	
Lubrication oil volume (L)	1.65		1.65		1.65	
Dimension (mm)	510x490x570		510x490x570		510x490x570	
Gross Weight(kg)	46		47		47	
20GP/40HQ	176/384		176/384		176 /384	

PARAMETER

Model	GRT688FG	
Borexstroke (mm)	/	
Displacement capacity(cc)	688	
Engine speed (rpm)	3000	3600
Max.output (kW)	11.0	
Rated output (kW)	10.5	
Engine type	Single-cylinder,vertical,4-stroke ,direct injection ,air-cooled diesel engine	
Starting system	Electric	
Power output	Crankshaft	
Fuel tank capacity (L)	5.5	
Lubrication oil volume (L)	1.65	
Dimension (mm)	510x500x590	
Gross Weight(kg)	57	
20GP/40HQ	132/368	

DIESEL ENGINE

GRT1102/1105FD




**Third
generation**

PARAMETER

Model	GRT1102FD		GRT1105FD	
Borexstroke (mm)	102x88		105x88	
Displacement capacity(cc)	718		761	
Engine speed (rpm)	3000	3600	3000	3600
Max.output (kW)	12.5		13.5	
Rated output (kW)	12.0		13.0	
Engine type	Single-cylinder,vertical,4-stroke ,direct injection,air-cooled diesel engine			
Starting system	electric			
Power output	Crankshaft			
Fuel tank capacity (L)	8.5		8.5	
Lubrication oil volume (L)	2.0		2.0	
Dimension (mm)	540x550x600		570x550x600	
Gross Weight(kg)	58		63	
20GP/40HQ	120/352		120/336	

DIESEL ENGINE

GRT998F





PARAMETER

Model	GRT998F	
Borexstroke (mm)	/	
Displacement capacity(cc)	998	
Engine speed (rpm)	3000	3600
Max.output (kW)	16.0	
Rated output (kW)	15.0	
Engine type	Single-cylinder,vertical,4-stroke ,direct injection,air-cooled diesel engine	
Starting system	electric	
Power output	Crankshaft	
Fuel tank capacity (L)	/	
Lubrication oil volume (L)	3.5	
Dimension (mm)	570x600x645	
Gross Weight(kg)	80	
20GP/40HQ	108/304	

DIESEL ENGINE

GRT2V98FD



PARAMETER

Model	GRT2V98FD	
Borexstroke (mm)	98×88	
Displacement capacity(cc)	1326	
Engine speed (rpm)	3000	3600
Max.output (kW)	23.0	
Rated output (kW)	22.0	
Engine type	Two-cylinder, "V" type, vertical, 4-stroke, direct injection, air-cooled diesel engine	
Starting system	electric	
Power output	Crankshaft	
Fuel tank capacity (L)	/	
Lubrication oil volume (L)	4.0	
Dimension (mm)	755×655×845	
Gross Weight(kg)	90	
20GP/40HQ	48 / 162	

GEARROOT Water Pump



GEARROOT IBERICA SL

C/ Pirita, 2 28850

Torrejon de Ardoz, Madrid

Contact: +34 696918058

www.gearroot.es

Info@gearroot.es